



STEELCAST LIMITED
REGD. OFFICE & WORKS RUVAPARI ROAD
BHAVNAGAR, GUJARAT
INDIA 364 005
PHONE (91) (278) 251 9062
FAX (91) (278) 251 9831
E-MAIL info@steelcast.net
WEBSITE www.steelcast.net
CIN L27310GJ1972PLC002033

AC/2079

20.10.2022

The Secretary, BSE Limited, Phiroze Jeejeebhoy Towers, Dalal Street, MUMBAI - 400 001 Scrip Code: 513517	National Stock Exchange of India Limited, Exchange Plaza, 5th Floor, Plot No.C/1, G Block, Bandra-Kurla Complex, Bandra (E), Mumbai - 400 051 Scrip Symbol: STEELCAS
--	--

Dear Sir/Madam,

Subject: Submission of Investor Presentation under Regulation 30 of the SEBI (Listing obligations and Disclosure Requirements) Regulations, 2015.



In accordance with Regulation 30 read with Schedule III of SEBI (Listing Obligations and Disclosure Requirements) Regulations, 2015, please find the Investor Presentation for the Quarter and half year ended 30th September, 2022 (Q222-23) as an attachment. This is for the general information of the investors and public at large. This Investor Presentation may also be accessed on the website of the company at www.steelcast.net

We request you to take the same on record and disseminate on your respective websites.

Thanking you,

For STEELCAST LIMITED,
Bhatt
Umeshkumar
Vasantray
Vasantray
(Umesh V Bhatt)
COMPANY SECRETARY

Digitally signed by
Bhatt Umeshkumar
Vasantray
Date: 2022.10.20
19:52:48 +05'30'



Investor Presentation - Q2FY23

Safe Harbor

This presentation has been prepared by and is the sole responsibility of **Steelcast Limited (the “Company”)**. By accessing this presentation, you are agreeing to be bound by the trailing restrictions.

This presentation does not constitute or form part of any offer or invitation or inducement to sell or issue, or any solicitation of any offer or recommendation to purchase or subscribe for, any securities of the Company, nor shall it or any part of it or the fact of its distribution form the basis of, or be relied on in connection with, any contract or commitment thereof. In particular, this presentation is not intended to be a prospectus or offer document under the applicable laws of any jurisdiction, including India. No representation or warranty, express or implied, is made as to, and no reliance should be placed on, the fairness, accuracy, completeness or correctness of the information or opinions contained in this presentation. Such information and opinions are in all events not current after the date of this presentation. There is no obligation to update, modify or amend this communication or to otherwise notify the recipient if the information, opinion, projection, forecast or estimate set forth herein, changes or subsequently becomes inaccurate.

Certain statements contained in this presentation that are not statements of historical fact constitute “forward-looking statements.” You can generally identify forward-looking statements by terminology such as “aim”, “anticipate”, “believe”, “continue”, “could”, “estimate”, “expect”, “intend”, “may”, “objective”, “goal”, “plan”, “potential”, “project”, “pursue”, “shall”, “should”, “will”, “would”, or other words or phrases of similar import. These forward-looking statements involve known and unknown risks, uncertainties, assumptions and other factors that may cause the Company’s actual results, performance or achievements to be materially different from any future results, performance or achievements expressed or implied by such forward-looking statements or other projections. Important factors that could cause actual results, performance or achievements to differ materially include, among others: (a) our ability to successfully implement our strategy, (b) our growth and expansion plans, (c) changes in regulatory norms applicable to the Company, (d) technological changes, (e) investment income, (f) cash flow projections, and (g) other risks.

This presentation is for general information purposes only, without regard to any specific objectives, financial situations or informational needs of any particular person. The Company may alter, modify or otherwise change in any manner the content of this presentation, without obligation to notify any person of such change or changes.



**Q2FY23
Financial
Performance**

Q2FY23 (Y-o-Y)

Revenue
121.2 Crs

 **57%**

EBITDA
28.3 Crs

 **58%**

PAT
17.6 Crs

 **79%**

Highlights

Strong orderbook from customers across all industry has driven good volumes and better operational efficiencies,

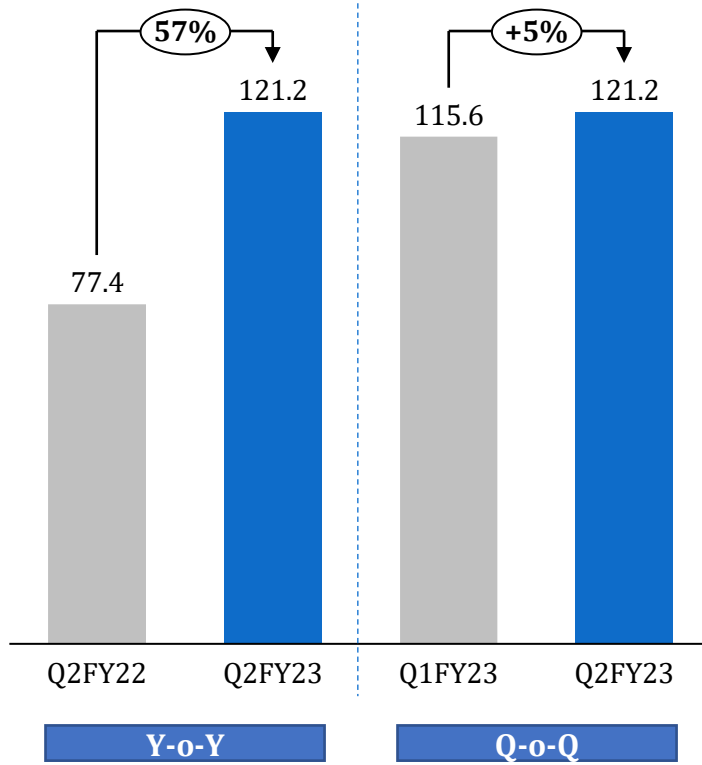
Revenue from Operations for Q2FY23 is **Rs.121.2 Crores**, an increase of ~57 % compared to Q2FY22 and an increase of ~5 % compared to Q1FY23. With this marginal increase in revenue our PAT Margins have increased to 1.5%

Input prices were in line with the previous quarters during Q2FY23, but Steelcast Ltd has witnessed improved Gross margins of ~36%.

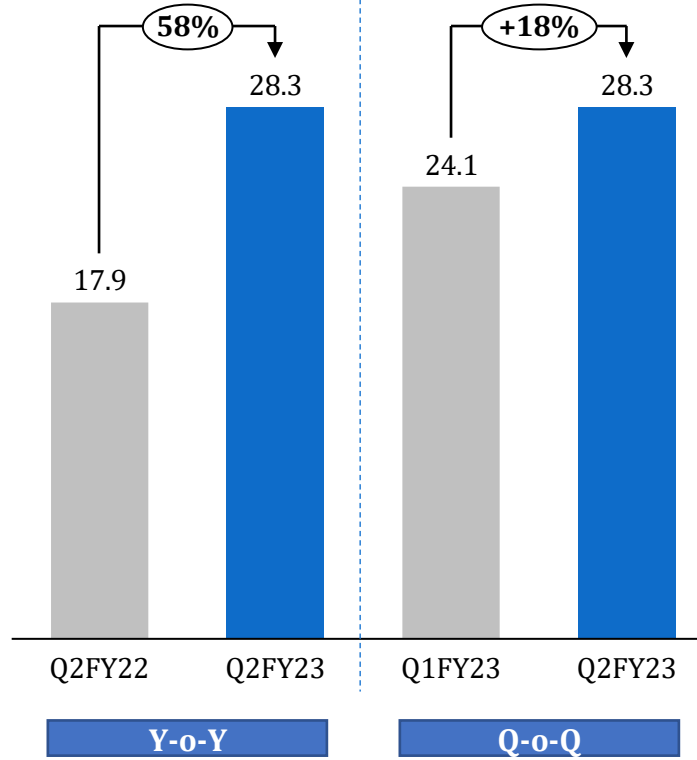
The approval from Association of American Railroad(AAR) is at advanced stage and supply expected to commence from Q3FY23

Q2FY23 Consolidated Key Highlights

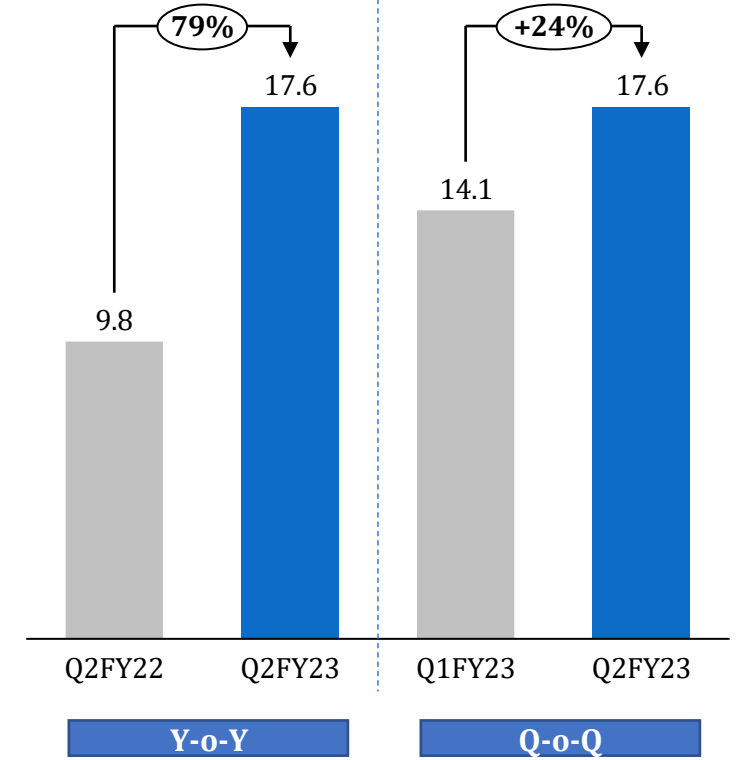
Revenue (Rs. in Crs)



EBIDTA (Rs. in Crs)



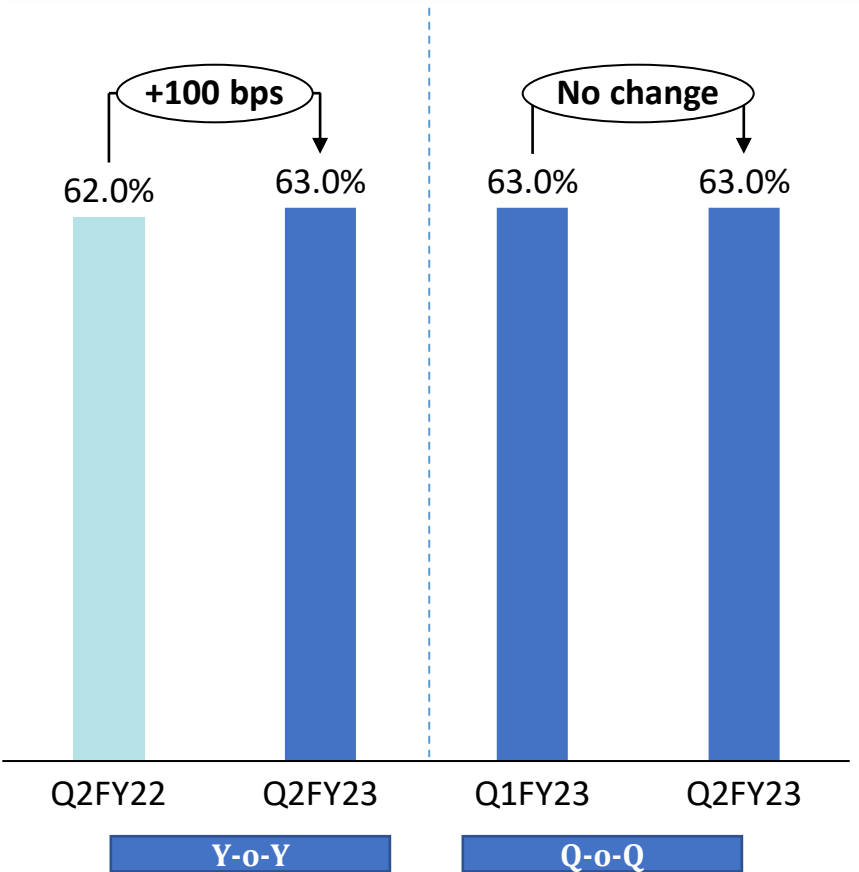
PAT (Rs. in Crs)



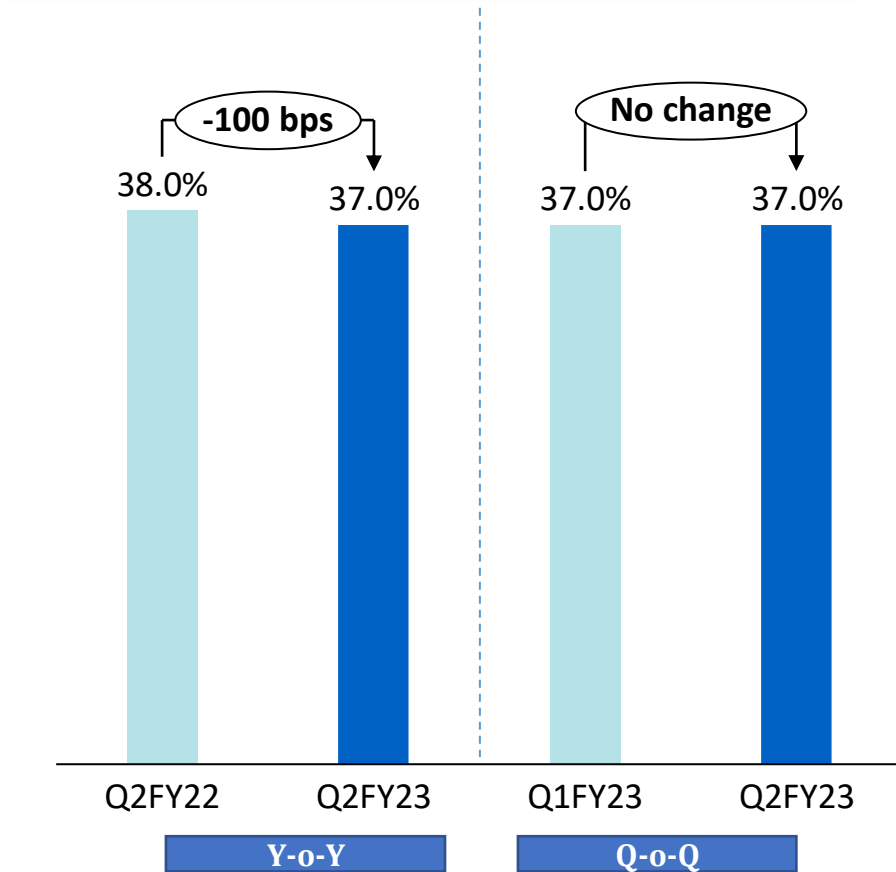
Geographical Revenue growth (Y-o-Y)



Exports



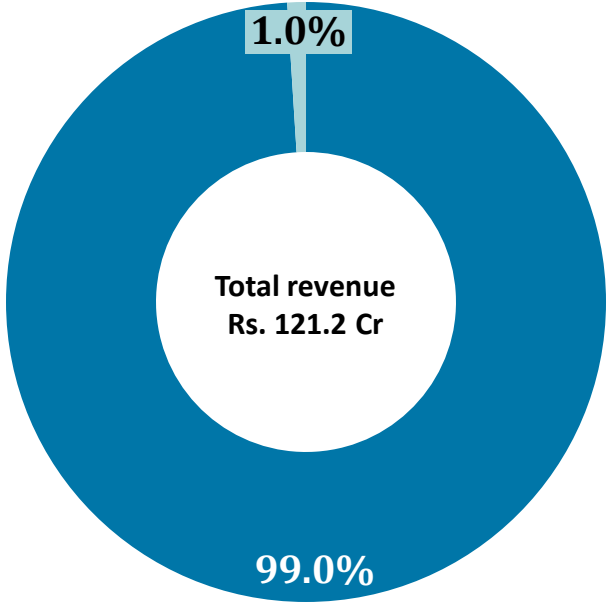
Domestic



Revenue Breakup (Q2FY23)

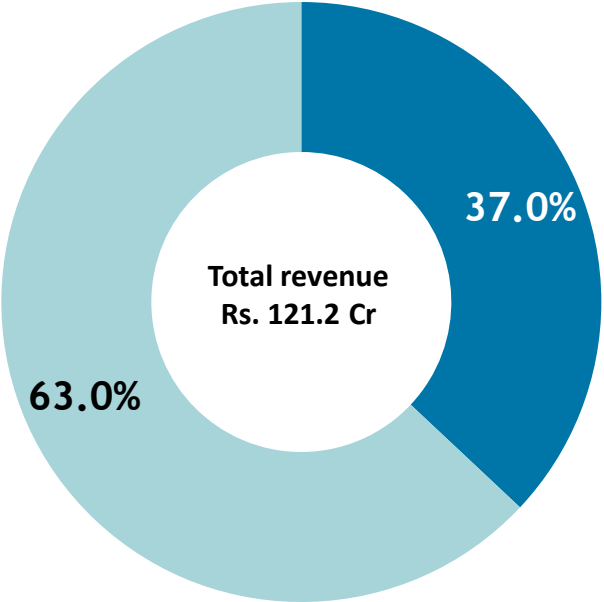


Segment-wise Revenue (%)



- OEM Sales
- Replacement Market

Geography-wise Revenue (%)



- Domestic
- Exports

Quarterly Profit & Loss Statement

Particulars (Rs.Crs)	Q2 FY23	Q2 FY22	Y-o-Y	Q1 FY23	Q-o-Q	FY22
Revenue from Operations	121.2	77.4	57%	115.6	5%	302.0
Cost of Materials consumed	29.6	25.7		28.5		95.0
Changes in Inventories of finished goods & work in progress	5.3	-8.9		7.9		-26.9
Manufacturing Expense	11.1	8.6		11.2		34.4
Power, Fuel & Water Charges	16.1	12.3		16.4		49.5
Consumption of Stores & Spares	15.7	12.8		15.6		48.5
Total Raw Material	77.8	50.3		79.7		200.5
Value Addition	43.3	27.1	60%	35.9	21%	101.6
Employee Expenses	9.5	6.8		8.2		28.4
Other Expenses	5.6	2.3		3.6		9.5
EBITDA	28.3	17.9	58%	24.1	18%	63.7
EBITDA %	23.4%	23.1%		20.8%		21.1%
Depreciation and Amortisation Expense	4.7	4.7		4.6		17.7
Finance Costs	0.7	0.2		0.7		1.6
Other Income	0.6	0.1		0.3		0.3
PBT	19.0	7.1	79%	19.0	24%	44.7
PBT Margin	16.4%	13.5%		16.4%		14.8%
Exceptional Items	0.0	0.0		0.0		0.0
Tax Expenses	6.0	3.3		4.8		11.5
PAT	17.6	9.8	79%	14.1	24%	33.3
PAT %	14.5%	12.7%		12.2%		11.0%
EPS (₹)	8.68	4.85		6.99		16.4

Balance Sheet



Equity & Liabilities (₹ in Cr)	Sep'22	Mar'22
Equity Share Capital	10.1	10.1
Other Equity	172.8	146.4
Total Equity	182.9	156.6
Non-Current Liabilities		
Financial liabilities		
(i) Borrowings	0.0	0.0
Provisions	1.1	1.1
Deferred Tax Liabilities, (net)	6.3	6.7
Other Non Current Liabilities	0.0	0.0
Total Non-Current Liabilities	7.3	7.8
Current Liabilities		
Financial Liabilities		
(i) Borrowings	46.6	62.8
(ii) Trade Payables		
(a) total outstanding dues of micro enterprises and small enterprises	0.0	0.0
(b) total outstanding dues of creditors other than micro enterprises and small enterprises	20.8	35.7
(iii) Other Financial Liabilities	16.1	10.7
Provisions	1.1	1.1
Current Tax Liabilities (net)	2.6	0.3
Other Current Liabilities	0.4	1.2
Total Current Liabilities	87.6	111.7
Total Equity & Liabilities	277.8	276.0

Assets (₹ in Cr)z	Sep'22	Mar'22
Non - Current Assets		
Property, plant and equipment	106.1	108.7
Capital work-in-progress	10.2	5.0
Intangible Assets	0.5	0.7
Financial Assets		
(i) Investments	4.5	0.1
(ii) Loans	1.0	0.0
(iii) Other Financial Assets	0.0	0.0
Non Current Tax Assets (Net)	0.0	0.0
Other Non-Current Assets	10.5	11.0
Total Non-Current Assets	132.9	125.5
Current Assets		
Inventories	49.1	61.6
Financial Assets		
(i) Trade receivables	78.4	75.2
(ii) Cash and cash equivalents	0.2	0.1
(iii) Bank balances other than (ii) above	2.5	2.0
(iv) Loans	0.9	0.2
(v) Other Financial Assets	0.1	0.0
Other Current Assets	13.8	11.5
Total Current Assets	144.9	150.6
Total Assets	277.8	276.0

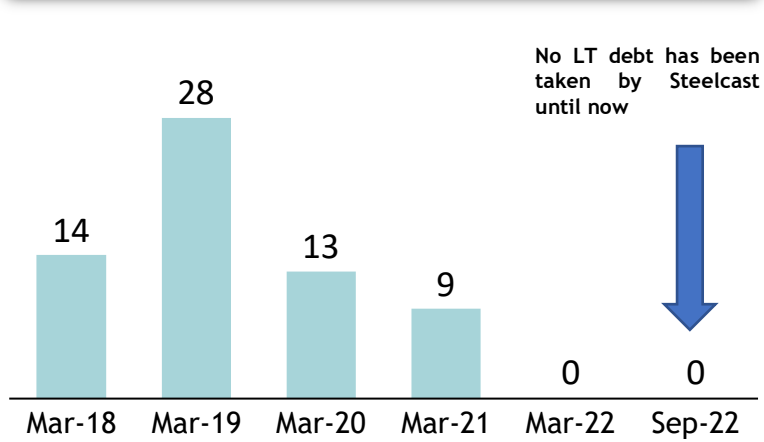
Cash Flow Statement

Cash Flow Statement (Rs. Crs.)	Sep-22	Sep-21
Cash Flow from Operating Activities		
Profit before Tax	42.5	20.2
Adjustment for Non-Operating Items	8.7	9.3
Operating Profit before Working Capital Changes	51.2	29.6
Changes in Working Capital	-3.8	-41.4
Cash Generated from Operations	47.4	-11.8
Less: Direct Taxes paid	-8.9	-6.1
Net Cash from Operating Activities	38.4	-17.9
Cash Flow from Investing Activities	-15.4	-6.5
Cash Flow from Financing Activities	-6.8	-4.2
Net increase/ (decrease) in Cash & Cash equivalent	16.3	-28.6
Add : Cash and cash equivalents at the beginning of the year	-62.7	-4.9
Less : Transferred pursuant to scheme of merger	0.0	0.0
Cash and cash equivalents at the end of the year	-46.4	-33.6

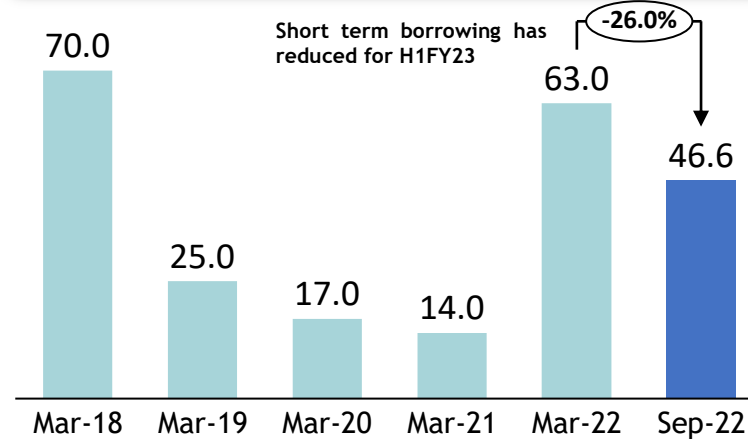
Balance Sheet Ratios



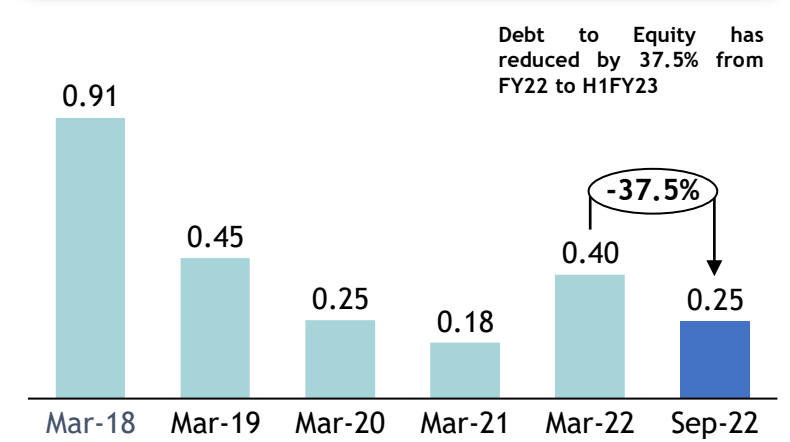
Long term Debt (Rs. Crs.)



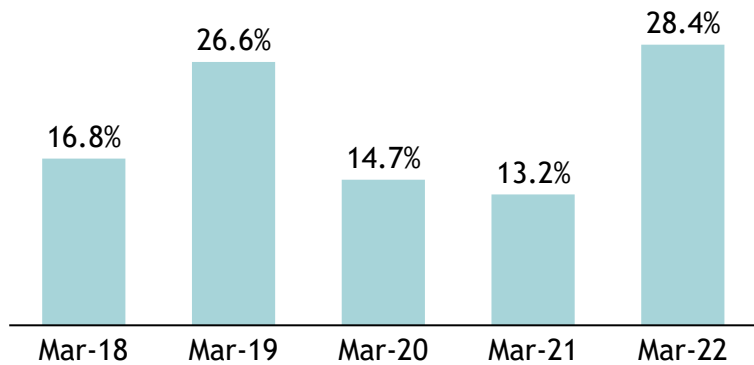
Short term Debt (Rs. Crs)



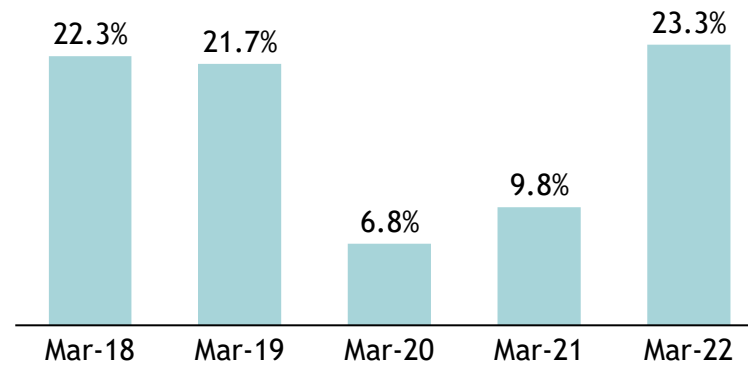
Debt to Equity



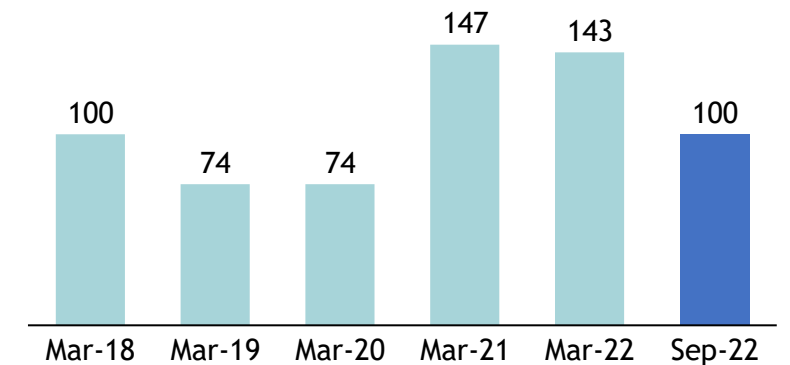
RoCE



RoE



Working Capital (in Days)





Company Overview

Diversified Business Model catering to Varied Industries



Existing Segments*



Earth Moving Industry

Mining

Mineral Processing Industry

Steel Plants

Cement

Construction

Foray into New Segments



Railways



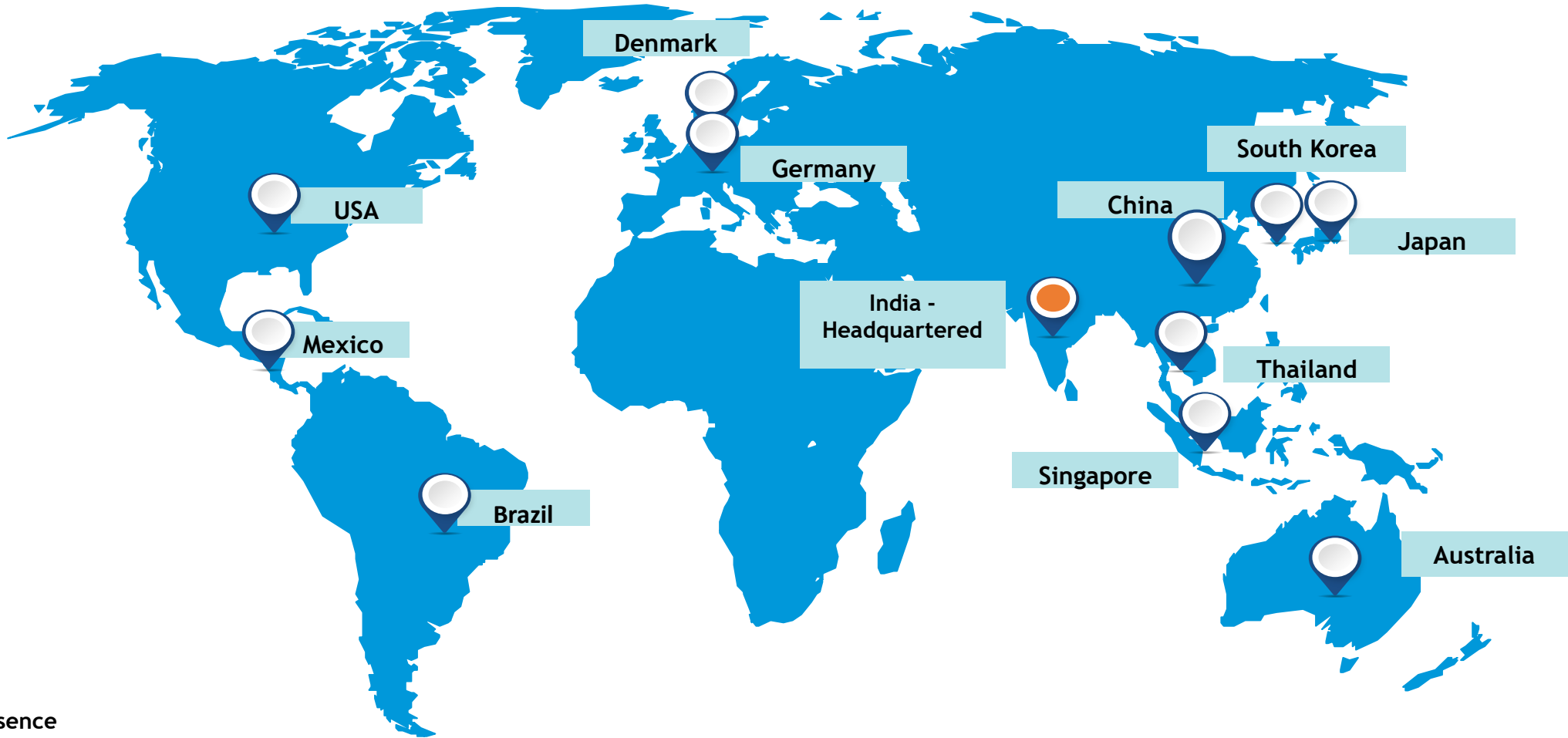
Electro Locomotive



Ground Engaging Tools (GETs)

* Business done is with all OEMs

Presence across the Globe



“Two-Star Export House Status holder”

Expected to increase the presence **15+ countries** in the next 5 years

Experienced Board of Directors



Mr. Chetan M. Tamboli, Managing Director & CEO

- Aged 62 years, a third-generation entrepreneur, is a commerce graduate armed with an MBA Finance from USA
- Serving as a CEO since 2003 with total experience of more than 30 years. Looks after strategy, policy making and overall management
- Served as the Chairman Board of Governors, Government Engineering College, Bhavnagar, Gujarat since 2014

Mr. Rushil C Tamboli (Non-Executive Non-Independent Director)

- Aged 33 years, is an Engineering graduate with Industrial Engineering (I.E.)
- Heading various departments and contributed to improve fuel efficiency of heat treatment operations, developing new parts, achieving improvement in Man hours per ton

Mr. Hemant D Dholakia (Independent Non- Executive Director)

- Aged 57 years, he has completed his master's degree in Marketing and Finance from University of Scranton, USA and has experience in manufacturing industries more than 38 Years. He is the Managing Director at Goran Pharma Pvt. Ltd.
- Director at Hansrx Pvt. Ltd. & Partner at Parag Perfumes, Sihor

Ms. Vidhi C Tamboli (Non-Executive Non-Independent Director)

- Aged 30 years, is a Master of Arts & Master of Education (Psychology)
- Heading Human Resource department of the Company
- She is having experience as career counselor in India and overseas and is involved in various Corporate Social Responsibility (CSR) activities

Mr. Apurva R Shah (Independent Non- Executive Director)

- Aged 52 years, he has received his undergraduate degree from London School of Economics and Political Sciences and has an experience of more than 15 years.
- He is an Independent Director at GRP Limited, Acrysil Limited, Florican Chemicals and Resins Private Limited

Mrs. Aarushi M Ganatra (Independent Non-Executive Director)

- Aged 64 years, is a graduate in Commerce
- She also heads a consultancy firm to advise in business, finance & investments
- Has worked for over 3 decades at various levels in the field of Statutory audits, internal audits and human resource training.

Mr. T Kumar (Permanent Invitee)

- Aged 82 years, is a B. Tech graduate (IIT, Khadagpur) armed with M.E. (Foundry) (IISc, Bangaluru). He is a permanent Invitee to the Board and its committee meetings since September 2018 with total experience of about 50 years in the Company.
- He also served as CFO



Future
Strategy

Product Development



Business Development



Initiated a rationalization plan since last 2 years

Company to set up 5 MW Solar Power Plant in Gujarat region for captive consumption which will bring considerable savings.

25 years PPA signed for solar & wind hybrid power project which will bring considerable savings

Reduction in throughput time for processing of castings - thus unlocking of capital from working capital needs

THANK YOU

Company:



CIN: L27310GJ1972PLC002033

Name: Mr. Subhash Sharma, CFO

Email ID: ss@steelcast.net

Investor Relations Advisors:



Mr. Faraz Ahmed

+91 9619705150

faraz.ahmed@linkintime.co.in

Mr. Rajesh Agrawal

+91 9967491495

rajesh.agrawal@linkintime.co.in